



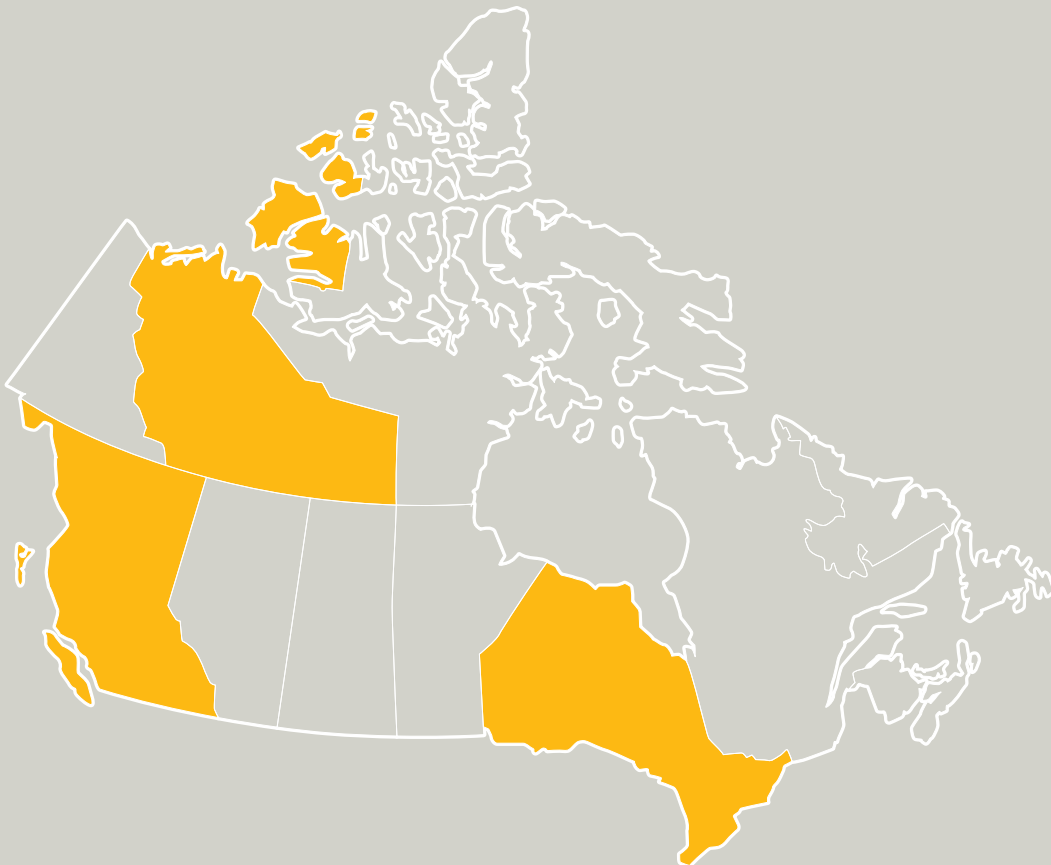
COMMUNITY
ENERGY PLANNING
**GETTING TO
IMPLEMENTATION**
IN CANADA

Policies to Accelerate Community Energy Plans:

An analysis of British Columbia,
Ontario and the Northwest Territories

JULY 2016

www.gettingtoimplementation.ca



Acknowledgments

Project Co-Directors

Dale Littlejohn, Community Energy Association
Richard Laszlo, QUEST

Project Manager

Sarah Marchionda, QUEST

Senior Project Advisors

Brent Gilmour, QUEST
Stephanie Cairns, Sustainable Prosperity

Research and Writing Team

David Dubois, Community Energy Association
Patricia Bell, Community Energy Association
Peter Robinson, Community Energy Association
Michael Lee, QUEST

Editors

Tonja Leach, QUEST
Cheryl Ratchford, QUEST

Design and Layout

Justin Aitcheson, JUST AN H

This report was supported through funding from Natural Resources Canada.




Copyright © QUEST – Quality Urban Energy Systems of Tomorrow, 2016.

These materials may be reproduced in whole or in part without charge or written permission, provided that appropriate source acknowledgements are made and that no changes are made to the contents. All other rights are reserved.

The analyses/views in these materials are those of QUEST, and these analyses/views do not necessarily reflect those of QUEST's affiliates (including supporters, funders, members, and other participants). QUEST's affiliates do not endorse or guarantee any parts or aspects of these materials, and QUEST's affiliates are not liable (either directly or indirectly) for any issues that may be related to these materials.

Project Supporters



Project Partners



Table of Contents

Executive Summary	4
Section 1 An Overview of Policy Approaches to Support CEP Development	9
Section 2 A Review of Policies That Have Successfully Accelerated CEP Development across Canada	16
Conclusion A Review of Policy Pathways to Accelerate CEP Development across Canada	24
Appendix I	26
Appendix II	27

www.gettingtoimplementation.ca



Visit our website to learn more about the *Getting to Implementation* initiative.

Executive Summary

Across Canada, over 200 communities, representing more than 50 percent of the population, have a Community Energy Plan (CEP).

A CEP is a tool that enables communities to drive local energy priorities with a view to increasing energy efficiency, reducing greenhouse gas (GHG) emissions and driving local economic development.

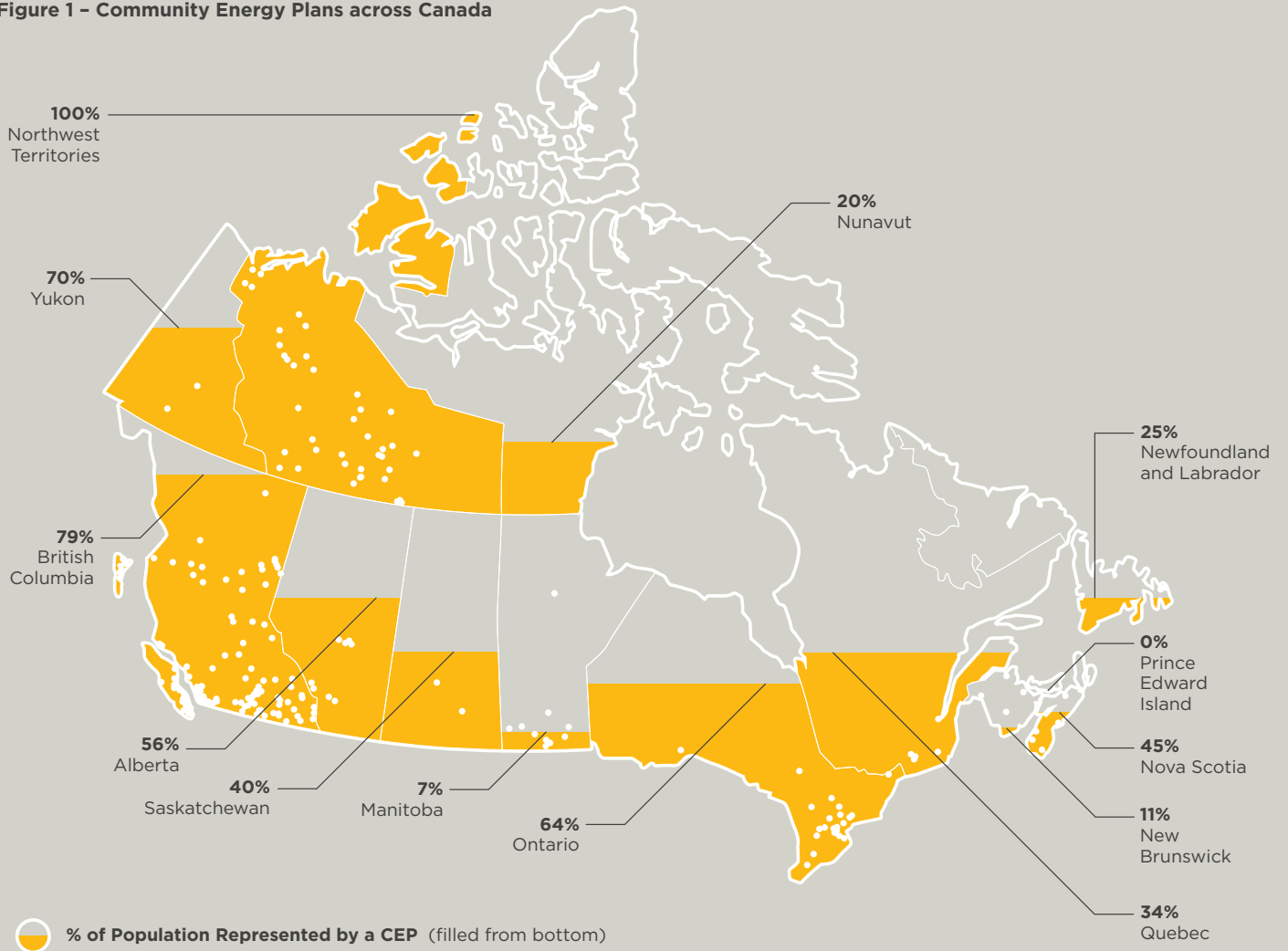
Figure 1 illustrates the distribution of CEPs across Canada and the proportion of the population covered by a CEP in each province and territory.

Communities influence over 60 percent of energy used in Canada and over half of all GHG emissions. By accelerating CEP implementation, provincial and territorial governments can more effectively:

- Reach energy conservation and GHG emissions reduction targets
- Drive economic development and diversification
- Accelerate alternative energy resource development
- Achieve local energy affordability, security and resilience
- Foster innovation and clean-technology development
- Improve the integration of energy planning among provincial and territorial and local stakeholders

This report identifies the effectiveness of provincial and territorial policies aimed at achieving widespread CEP development at the local level. The term policies is used throughout this report in reference to various policy approaches available to provincial and territorial governments to support CEP development. Policies include legislation, regulations, programs and financial incentives. While policies in all provinces and territories were reviewed, the focus of this report is on the jurisdictions that have seen the highest rates of CEP development as measured by the number of CEPs and percentage of population covered by a CEP, including British Columbia, the Northwest Territories and Ontario.

Figure 1 – Community Energy Plans across Canada



The policy interventions available to provincial and territorial policymakers are illustrated in Figure 2. Policy approaches range from low impact policy approaches, such as encouraging local governments to voluntarily develop and implement a CEP, to high impact policy approaches, such as requiring communities to develop a CEP, or providing resources to local governments, whether financial, staff or data, to develop a CEP. Figure 2 also highlights successful policy approaches applied in the Province of British Columbia, the Province of Ontario and the Northwest Territories, all of which have effectively accelerated CEP development in their respective jurisdictions.

Figure 2 - Policy Approaches to Accelerate CEP Development

Low Impact Policies		High Impact Policies		
Talk and Hope	Encourage	Support / Enable	Require	Provide
Increase awareness (e.g. media releases) without enabling policies and mechanisms	Adjust policies that prevent / discourage CEP development and introduce policies that encourage CEP development	Support CEP development through incentives or enabling policies	Mandate energy conservation and GHG emission targets and actions in local plans and policies	Provide communities with components of the plan (e.g. energy and GHG data/inventories etc.)
Province of British Columbia	<ul style="list-style-type: none"> Local Government Climate Action Charter 	<ul style="list-style-type: none"> CARIP Program Infrastructure Planning Grant 	<ul style="list-style-type: none"> Green Communities Act 	<ul style="list-style-type: none"> CEEI Inventory
Province of Ontario		<ul style="list-style-type: none"> MEP Program Aboriginal CEP Program 	<ul style="list-style-type: none"> Ontario Regulation 397/11 	
Northwest Territories		<ul style="list-style-type: none"> Federal Gas Tax Agreement CEP requirement to access funding 		

Table 1 summarizes the outcomes of the most successful policy approaches to encourage CEP development by jurisdiction.

Table 1 – Provincial and Territorial Policy Approaches Encouraging Community Energy Plan Development

Jurisdiction	Summary of Objectives of Policies Supporting CEP Development	Policy Approaches Supporting CEP Development	Outcomes
Province of British Columbia	<ul style="list-style-type: none"> · Energy conservation and GHG emissions reductions · Economic development and diversification · Innovation and clean-technology development 	<ul style="list-style-type: none"> · Provide community-wide energy and emissions inventories · Require energy and GHG emissions reduction targets and actions to achieve targets · Encourage voluntary commitment to climate action · Support/enable through financial incentives and carbon tax rebates 	<ul style="list-style-type: none"> · 121 CEPs¹ · 79% population covered by a CEP · 63% of communities have a CEP
Province of Ontario	<ul style="list-style-type: none"> · Energy conservation and GHG emissions reductions · Improved integration of energy planning at the local level · Innovation and clean-technology development 	<ul style="list-style-type: none"> · Require corporate energy inventories and energy and GHG reduction targets and actions to achieve targets · Support/enable CEP development with financial incentives 	<ul style="list-style-type: none"> · 23 CEPs² · 64% population covered by a CEP · 5% of communities have a CEP
Northwest Territories	<ul style="list-style-type: none"> · Energy conservation and GHG emissions reductions · Alternative energy resource development · Local energy affordability, security and resilience 	<ul style="list-style-type: none"> · Require CEP development to access funding 	<ul style="list-style-type: none"> · 33 CEPs · 100% population covered by a CEP · 100% of communities have a CEP

The experience in the Province of British Columbia, the Province of Ontario and the Northwest Territories affirms that provincial and territorial policymakers wishing to accelerate CEP development should consider introducing a policy or a suite of policies that:

- Go beyond encouraging voluntary action at the local level
- Enable CEP development
- Require commitment from local governments

CEP development can be further accelerated when provinces and territories provide components of the plan, such as energy inventories and/or staff resources.

¹ There are currently 121 completed CEPs and 3 CEPs under development.

² There are currently 23 completed CEPs and 74 CEPs under development.

Communities have a key role to play in energy. While many communities in Canada are advancing plans to define priorities around energy, all communities need help getting from plans and ideas to implementation.

Community Energy Planning: Getting to Implementation in Canada is a collaborative initiative spearheaded by the Community Energy Association, QUEST – Quality Urban Energy Systems of Tomorrow, and Sustainable Prosperity.

The initiative aims to help communities implement their Community Energy Plans (CEP) in order to improve efficiency, cut emissions, and drive economic development.

Objectives of this Initiative

- Identify barriers for integrated approaches to community energy planning
- Define business models for local governments, provincial and federal governments, utilities, the real estate sector and other stakeholders
- Develop tools for an integrated approach to community energy planning
- Increase awareness of integrated approaches to community energy planning across Canada
- Enhance the capacity of CEP practitioners to implement CEPs

Key Outcomes

- The National Report on Community Energy Plan Implementation
- The National Report on Policies Supporting Community Energy Plan Implementation
- Community Energy Planning: The Value Proposition
- A series of national workshops and an Innovation Symposium
- A Community Energy Implementation Framework
- The pilot application of the Framework to three test communities
- Training modules to support the delivery of the Framework



Project Supporters

THE J.W. MCCONNELL
FAMILY FOUNDATION
LA FONDATION DE LA
FAMILLE J.W. MCCONNELL

SUNCOR
ENERGY | SUNCOR
ENERGY
FOUNDATION

ALBERTA
REAL ESTATE
FOUNDATION

real estate
foundation
BRITISH COLUMBIA

CONSEIL DE LA
COOPÉRATION DE LA
SASKATCHEWAN
CCS

CDÉM

COEA conseil de
développement
économique
de l'alberta

SDE
Colombie-Britannique

Fondation **ECHO** Foundation

Project Partners

Community Energy
Association

QUEST Quality Urban Energy
Systems of Tomorrow

SP Sustainable
Prosperity

An Overview of Policy Approaches to Support CEP Development

Across Canada, provincial and territorial governments have established objectives related to:

- Energy conservation and greenhouse gas (GHG) emissions reductions
- Economic development and diversification
- Alternative energy resource development
- Local energy affordability, security and resilience
- Innovation and clean-technology development
- Improved integration of energy planning at the local level

There are over 640 provincial and territorial policies across Canada that aim to achieve these objectives by supporting Community Energy Plan (CEP) development and implementation.³

These policies, illustrated in Figures 1, 2, and 3 can be classified as policies supporting:

1. CEP development;
2. CEP implementation; and,
3. A broader energy transition at the local level.

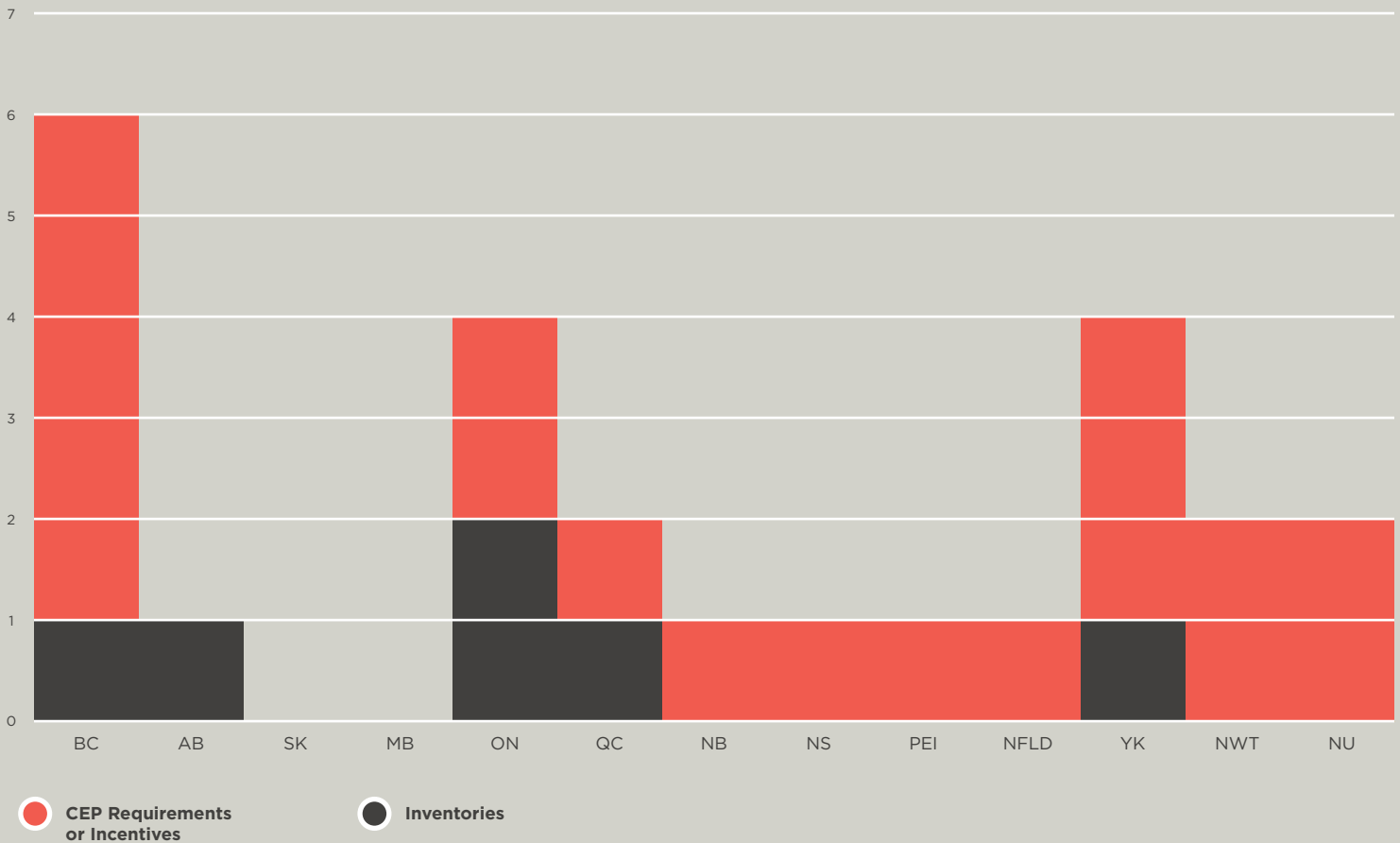
This report identifies the effectiveness of provincial and territorial policies aimed at achieving widespread CEP development at the local level. While policies in all provinces and territories were reviewed, the focus of this report is on the jurisdictions that have seen the highest rates of CEP development as measured by the number of CEPs and percentage of population covered by a CEP, including British Columbia, the Northwest Territories and Ontario.

³ The term policies is used throughout this report in reference to various policy approaches available to provincial and territorial governments to support CEP development. Policies include legislation, regulations, programs and financial incentives.

The scope of this paper is focused on policies supporting CEP development, as shown in Figure 1⁴.

The policy approaches are listed in Table 1.

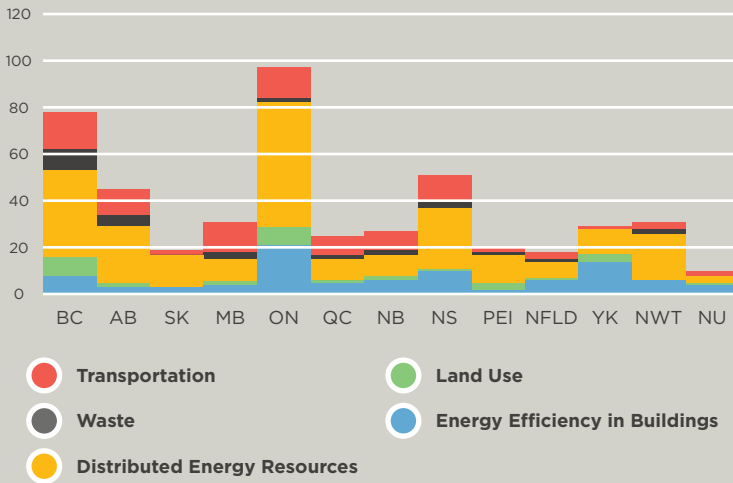
Figure 1 - Number of Policies Supporting CEP Development



Policies supporting CEP development include legislation, policies or programs:

- Encouraging or requiring CEP development
- Providing energy and GHG emissions data for local governments⁵

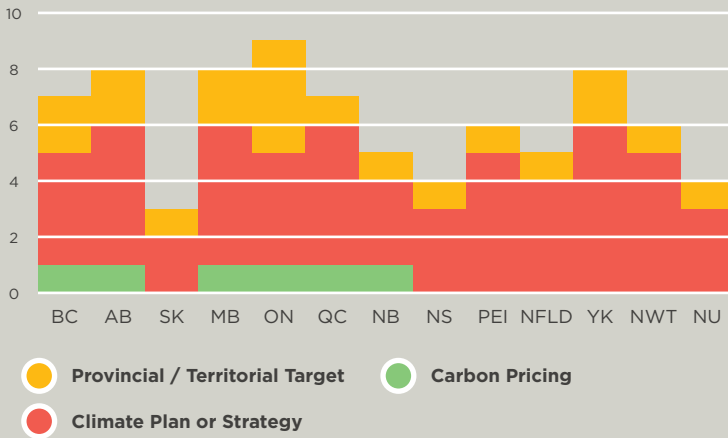
Figure 2 – Number of Policies Supporting CEP Implementation



Policies supporting CEP implementation include legislation, policies or programs:

- Encouraging or requiring energy efficiency standards in buildings
- Encouraging or requiring transportation measures and/or improved integration between transportation and land use, including transit, active transportation and low carbon vehicles
- Encouraging or requiring alternative energy solutions, including renewable energy, district energy or combined heat and power
- Organic diversion and landfill gas capture

Figure 3 – Number of Policies Supporting Energy Transition



Policies supporting an energy transition include:

- Carbon pricing
- Provincial/territorial energy and GHG emissions reduction targets
- A provincial/territorial climate action plan

⁴ The policies identified in Figures 1, 2 and 3 can be found at <http://gettingtoimplementation.ca/research/>

⁵ This includes data for energy used in buildings, transportation and waste.

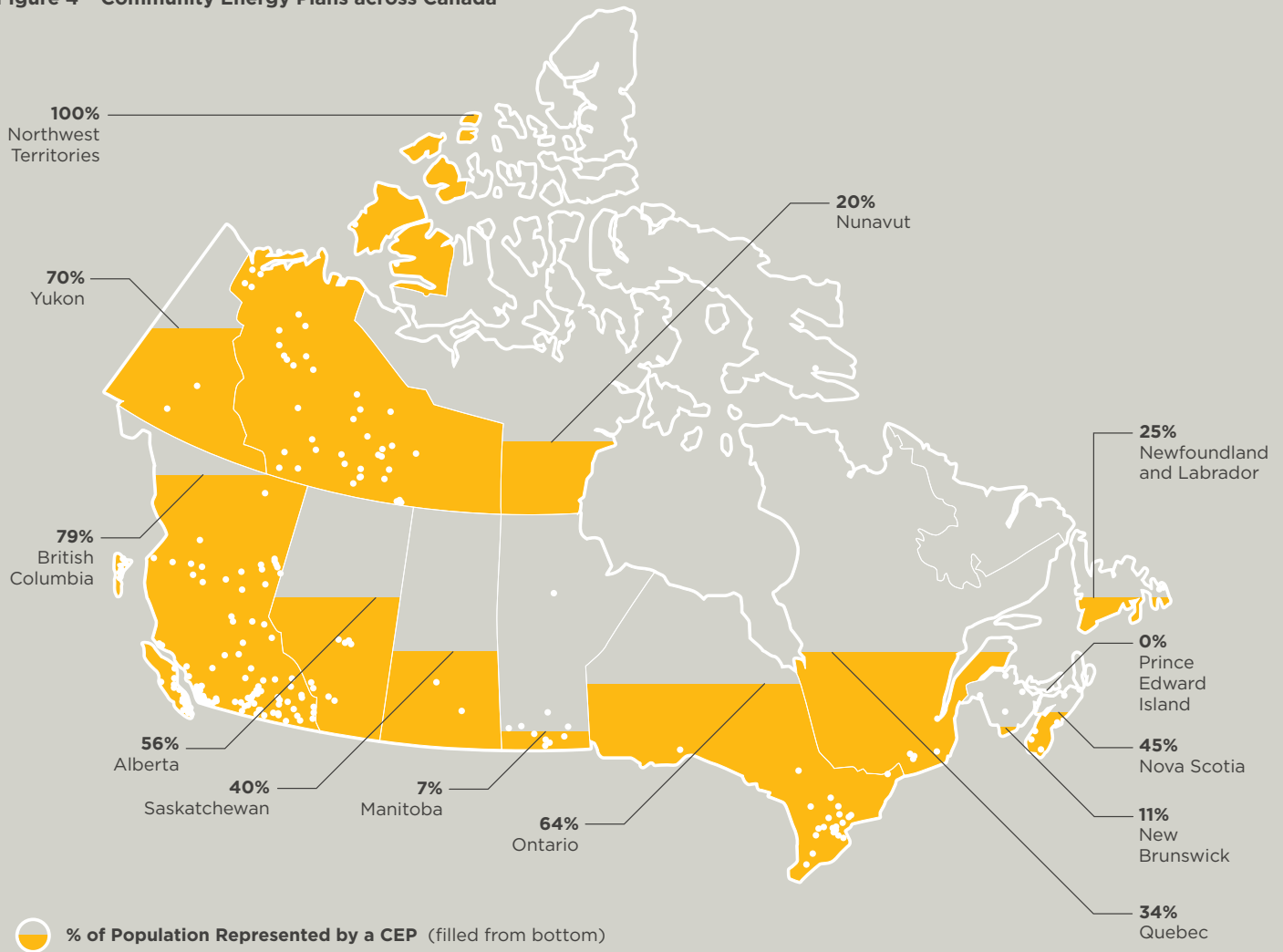
More than 200 Canadian communities, representing almost 50 percent of the population, have a CEP, as illustrated in Figure 4.⁶ By 2017, the number of communities with a CEP is expected to grow to more than 275 representing nearly 60 percent of the population.⁷

A CEP is a tool that drives community priorities around energy with a view to increasing efficiency, reducing emissions and driving economic development.

While there is no standard approach to developing a CEP, it often contains community-wide:

- Energy inventories including energy from buildings, transportation, land use, waste and distributed energy resources;
- Energy conservation and GHG emissions reduction targets;
- Sector-specific actions;⁸ and,
- Economic, health and other co-benefit considerations.

Figure 4 - Community Energy Plans across Canada



⁶ CEPs include Community Energy Plans, Community Energy and Emissions Plans, Municipal Energy Plans, and Integrated Community Sustainability Plans with an energy component. This also includes Partners for Climate Protection Local Action Plans and Climate Action Plans. Corporate Energy Plans and Climate Change Adaptation Plans are not included.

⁷ As of April 2016, there are 3 known Community Energy and Emissions Plans under development in the Province of British Columbia, and 74 Municipal Energy Plans and Aboriginal Community Energy Plans under development in the Province of Ontario. These plans are expected to come into effect between 2016 and 2017.

⁸ Actions vary among communities. Examples of the most common action categories include energy efficiency, land use, transportation (including active transport and public transit), waste and alternative energy resource projects, among others.

Methodology

This report builds on research findings from the *National Report on Community Energy Plan Implementation* and the *National Report on Policies Supporting Community Energy Plan Implementation* developed as part of the *Community Energy Planning: Getting to Implementation in Canada initiative*.⁹

The analysis focused on provinces and territories where CEP activity rose materially above the natural level of activity that occurs without provincial/territorial policy interventions.¹⁰ A summary of the number of CEPs and percentage of population covered by a CEP in each province and territory is illustrated in Figure 5.

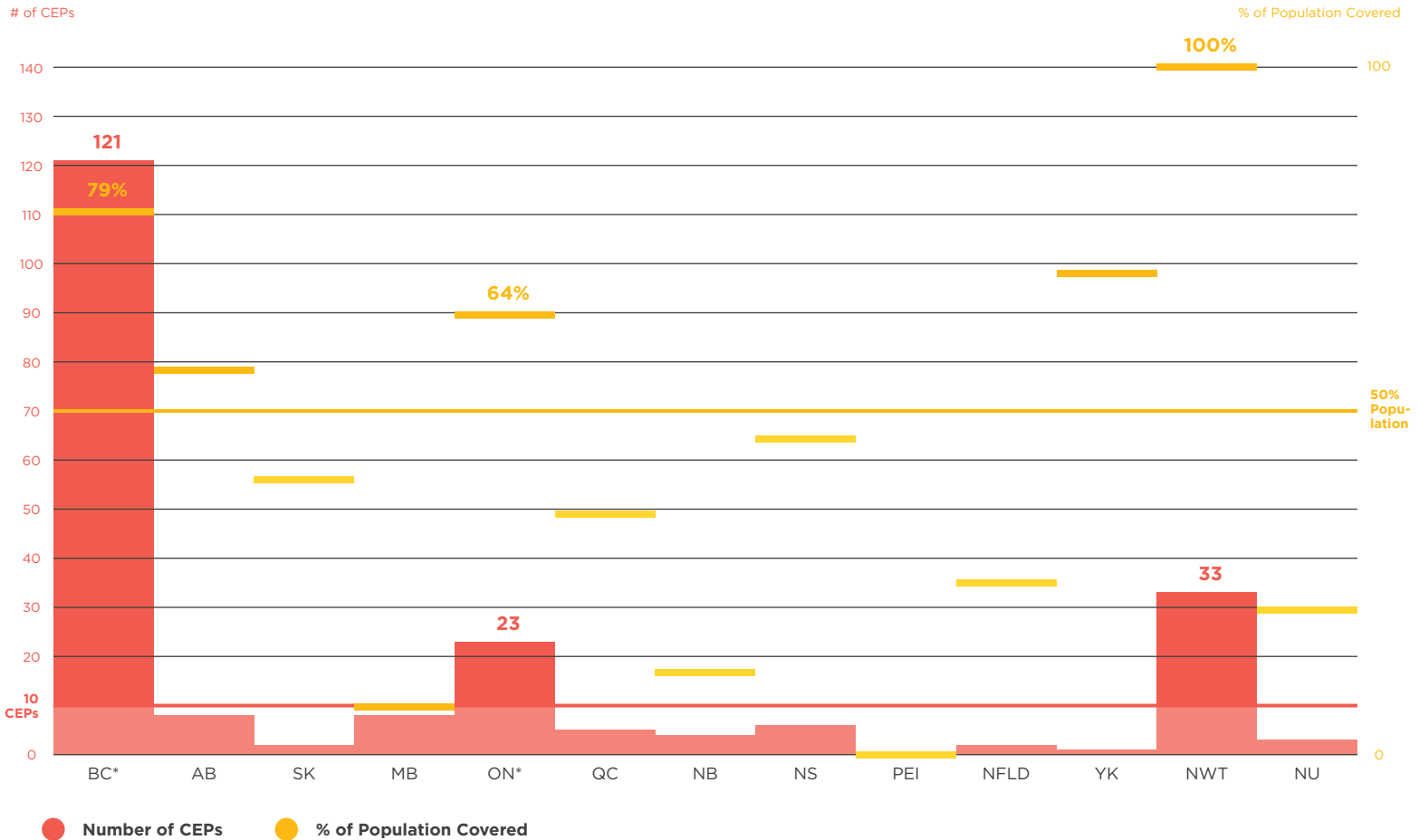
This report is based on an inventory of 640 policies, identified in the *National Report on Policies Supporting Community Energy Plan Implementation*, which are classified into policies supporting (1) CEP development, (2) CEP implementation and (3) a broader energy transition at the local level.

Provincial and territorial governments have introduced a wide range of approaches to accelerate CEP development. This report seeks to assess the effectiveness of the range of approaches to increase the development of CEPs.

Only policies supporting CEP development were analyzed in this study. The efficacy of the policies analyzed was measured by examining links between the years in which the policies supporting CEP development came into effect and the years that CEPs were developed.¹¹

This report is a starting point for assessing the efficacy of provincial and territorial policies supporting CEP development and implementation. The scope of this report does not include an analysis of the effectiveness of policies supporting CEP implementation and policies supporting a broader energy transition at the local level. There is an opportunity to explore the efficacy of these policies further. Additionally, not included in this research, is an analysis of the role of the Federal Government or the role of national programs such as the Federation of Canadian Municipalities Partners for Climate Protection Program, and regional programs administered by organizations such as the Arctic Energy Alliance, Eco-Ouest, and others, for driving the development and implementation of CEPs at the local level.¹²

Figure 5 - Number of CEPs in each Province and Territory and % Population Covered by a CEP



* Note that in British Columbia there are 3 CEPs under development. When completed there will be 124 CEPs representing 81 percent of the population. In Ontario there are 74 CEPs under development. When completed there will be 97 CEPs representing 70 percent of the population. These CEPs are not reflected in the chart above.

⁹ More information can be found at www.gettingtoimplementation.ca

¹⁰ See Appendix I for additional information about the sample selected for this analysis.

¹¹ The project team recognizes that matching the years that policies supporting CEP development came into effect with the years CEPs were developed may not fully capture cumulative or long-term impacts of provincial policies. See Appendix II for a list of further possible research areas.

¹² See Appendix II for a list of further research areas.

Section 2

A Review of Policies That Have Successfully Accelerated CEP Development across Canada

Many provinces and territories have policies in place to support CEP development. These policies are illustrated in Figure 1 and listed in Table 1. They include policies which remove barriers, encourage or incent CEP development as well as programs which provide components of CEPs, such as energy inventories.

Table 1 - Provincial and Territorial Policies Supporting CEP Development

Province / Territory	Policy	CEP requirement or incentive	CEP Components (e.g. Inventory)
British Columbia	Infrastructure Planning Grant, 2007		
	BC Green Communities Act, 2008		
	Local Government Climate Action Charter, 2008		
	Climate Action Revenue Incentive Program, 2010		
	Community Energy & Emissions Inventory, 2010		
Alberta	Municipal Building Energy Efficiency Database		
Saskatchewan			
Manitoba			
Ontario	Ontario Regulation 397/11, 2011		
	Municipal Energy Plan Program and Aboriginal Community Energy Plan Program, 2013		
Québec	Programme Climat municipalités, 2009-2012		
New Brunswick	NB Environmental Trust Fund, 2011		
Nova Scotia	Federal Gas Tax Agreement & Municipal Funding Agreements, 2010-2014		
Prince Edward Island	Federal Gas Tax Agreement, 2005		
Newfoundland and Labrador	Federal Gas Tax Fund, 2005		
Yukon	Federal Gas Tax Fund, 2005		
	Energy Solutions Centre, 2010		
	Integrated Community Sustainability Planning Resources for Communities, 2006		
Northwest Territories	Gas Tax Funding Agreement, 2010		
	Community Public Infrastructure Funding, 2012		
Nunavut	Integrated Community Sustainability Plan Web Tool, 2003		
	Gas Tax Funding Agreement, 2009		

While many provinces and territories have policies supporting CEP development, the Provinces of British Columbia, the Province of Ontario and the Northwest Territories have experienced the greatest success in terms of accelerating CEP development. There has been a high level of CEP development in these jurisdictions following the introduction of policies or a suite of policies supporting CEP implementation.¹³

This report examines the approaches undertaken by British Columbia, Ontario and the Northwest Territories which resulted in a high rate of CEP development.¹⁴

¹³ See Figure 5 and Appendix I for further details.

¹⁴ British Columbia, Ontario and the Northwest Territories experienced a slight increase in CEP development prior to the introduction of the policies supporting CEP implementation, described below. In some cases, municipalities developed a CEP in response to the Federation of Canadian Municipalities Partners for Climate Protection Program which was introduced in 1994. It is also important to note that some communities in Alberta, Saskatchewan, Québec, New Brunswick, and the Yukon (in addition to British Columbia, Ontario and the Northwest Territories) developed CEPs within ten years following the introduction of the Federation of Canadian Municipalities Partners for Climate Protection Program in 1994. These plans were introduced prior to the introduction of Federal Gas Tax agreements. They were also introduced prior to provincial and territorial policies supporting CEP development.

2.1 Province of British Columbia

In British Columbia, 121 communities, representing 79 percent of the population, have a CEP. An additional 3 CEPs are under development and are expected to be completed in 2016.

Of these CEPs, 28 were developed within two years following the introduction of a suite of provincial policies in 2008 supporting CEP development. The policies include:

- **2008 Local Government Climate Action Charter**, British Columbia Ministry of Community, Sport and Cultural Development: Allows local government signatories to voluntarily commit to take actions to become carbon neutral in their corporate operations and reduce community-wide emissions by creating more complete, compact and energy efficient rural and urban communities.¹⁵
- **2008 Green Communities Act**, Government of British Columbia Ministry of Community and Rural Development: Requires local governments to establish community-wide GHG emissions reduction targets and to develop policies and actions to achieve those targets in their Official Community Plans by May 31, 2010, and in Regional Growth Strategies, for those regional districts where this is applicable, by May 31, 2011.¹⁶
- **2008 Infrastructure Planning Grant**, Government of British Columbia Ministry of Community and Rural Development: Provides grants up to \$10,000 to help improve or develop long-term comprehensive plans, including community energy plans.¹⁷

An additional 44 CEPs were developed following the introduction of the Community Energy & Emissions Inventory and the Climate Action Revenue Incentive Program in 2010.

- **2010 Community Energy & Emissions Inventory**, Province of British Columbia: The provincial government provides local governments with energy consumption and greenhouse gas emissions data from community activities in on-road transportation, buildings and solid waste. Estimates of land-use change from deforestation activities and enteric fermentation from livestock under the Agricultural sector are also available at the Regional District level.¹⁸
- **2010 Climate Action Revenue Incentive Program (CARIP)**, Government of British Columbia Ministry of Community and Rural Development: A conditional grant program that provides funding to BC Climate Action Charter (Charter) signatories. Communities must measure and report on their community GHG emissions profile in order to be eligible. Local governments are eligible to receive a grant equivalent to one hundred percent of carbon taxes paid.¹⁹

The number of CEPs in British Columbia has increased from fewer than 20 to more than 120 in less than 10 years, with the greatest increases following the introduction of policies supporting CEP development in 2008 and 2010. Figure 6 illustrates the growth of CEP development in communities across British Columbia following the introduction of these policies.

Figure 7 illustrates the percentage of the population covered by a CEP.

Figure 6 - The Impact of Policies Supporting Community Energy Plan Development in British Columbia

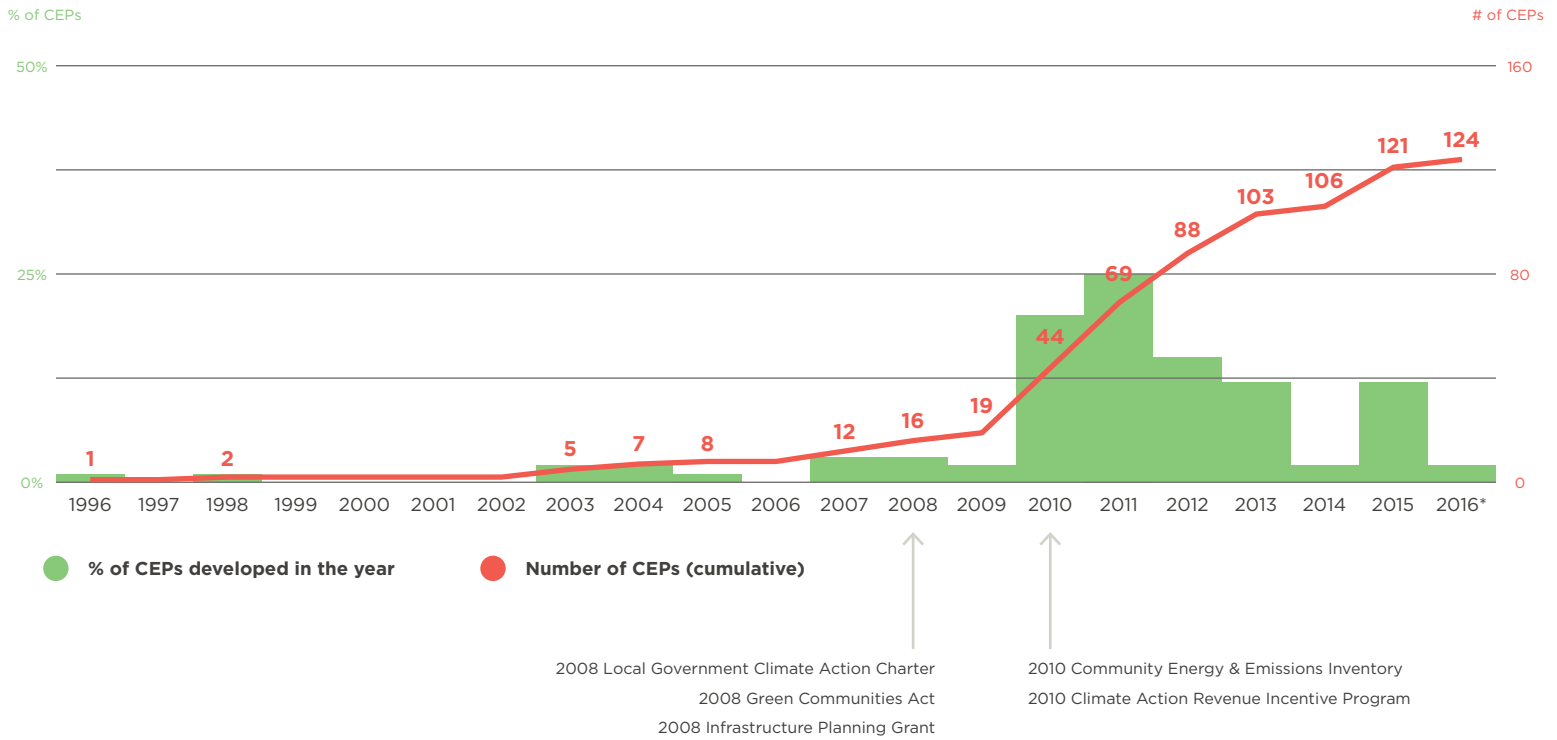
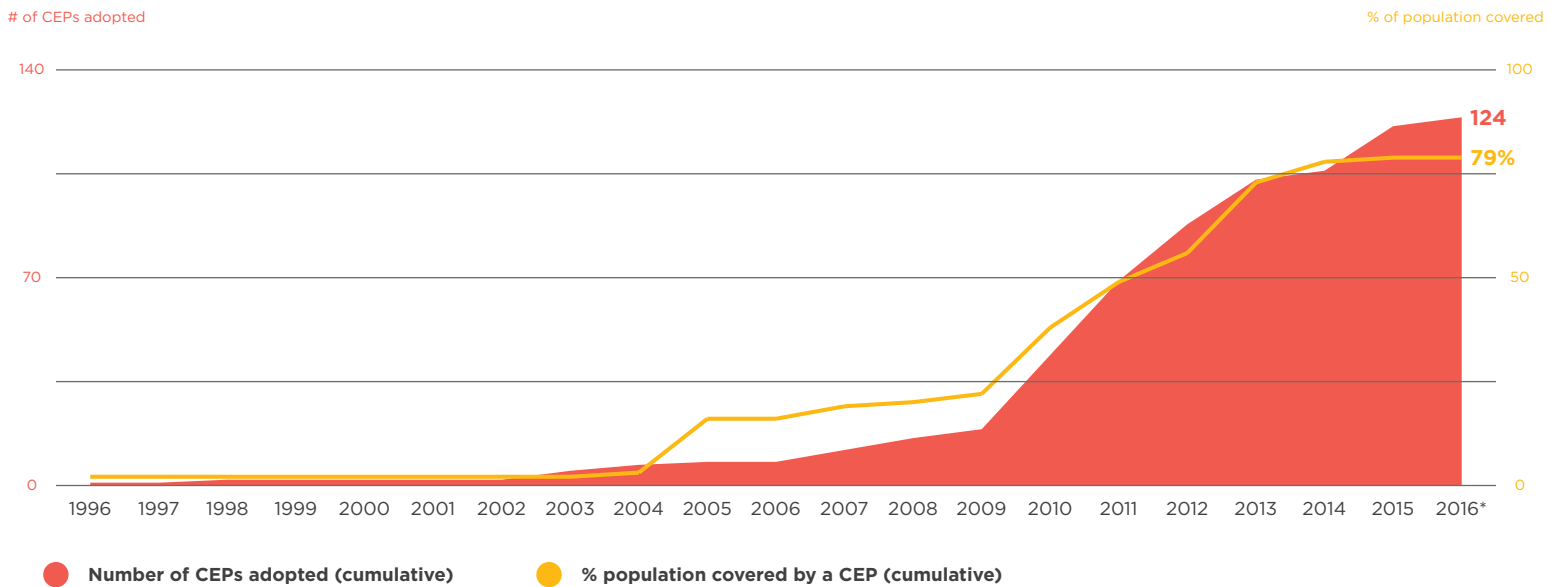


Figure 7 - The Increase in Population Covered by Community Energy Plans in British Columbia



* 2016 CEPs are recently completed or still under development and expected to be completed in 2016 or 2017.
¹⁵ British Columbia Ministry of Community, Sport and Cultural Development (2008). B.C. Climate Action Charter. http://www.cscd.gov.bc.ca/lgd/greencommunities/climate_action_charter.htm
¹⁶ British Columbia Ministry of Community, Sport and Cultural Development (2008). Local Government (Green Communities) Statutes Amendment Act, (Bill 27) 2008 http://www.cscd.gov.bc.ca/LGD/intergov_relations/green_communities_legislation.htm

¹⁷ British Columbia Ministry of Community, Sport and Cultural Development (2008). Infrastructure Planning Grant Program. http://www.cscd.gov.bc.ca/Lgd/infra/infrastructure_grants/infrastructure_planning_grant.htm
¹⁸ Province of British Columbia (2010). Community Energy and Emissions Inventory. <http://www2.gov.bc.ca/gov/content/environment/climate-change/reports-data/community-energy-emissions-inventory>
¹⁹ British Columbia Ministry of Community, Sport and Cultural Development (2010). Climate Action Revenue Incentive Program (CARIP). <http://www.cscd.gov.bc.ca/lgd/greencommunities/carip.htm>

2.2 Province of Ontario

In Ontario, 23 communities, representing 64 percent of the population have a CEP.²⁰ An additional 76 CEPs are under development in 2016 and expected to be completed by 2016 or 2017.

The high rate of CEP development in Ontario can be attributed to a suite of policies introduced between 2011 and 2014:

- **The 2011 Ontario Regulation 397/11**, Ontario Ministry of Energy: Requires public agencies (including municipalities, municipal service boards, post-secondary institutions, public hospitals, and school boards) to prepare and implement energy conservation and demand management plans (CDM), and update them every five years. The plan should include a summary of the agency's annual energy consumption and greenhouse gas emissions for its operations and a summary of measures being undertaken to lower energy consumption.²¹
- **The 2013 Municipal Energy Plan Program**, Ontario Ministry of Energy and the **Aboriginal Community Energy Plan Program**, Independent Electric System Operator: Provides funding to communities to development a CEP. The program is voluntary and provides an incentive for local municipal governments and Aboriginal communities to develop energy and GHG inventories, engage in stakeholder consultations, and identify opportunities for conserving energy and improving energy efficiency. Successful applicants must demonstrate support from local electric and natural gas utilities and must demonstrate a commitment to stakeholder engagement.²²

The number of CEPs has increased from 3 in 2006 to 23 in 2015 and is projected to reach 97 by 2017. Figure 8 illustrates the rate of CEP growth in communities across Ontario following policies introduced between 2006 and 2014. Figure 9 illustrates the total population covered by a CEP.

Figure 8 - The Impact of Policies Supporting Community Energy Plan Development in Ontario

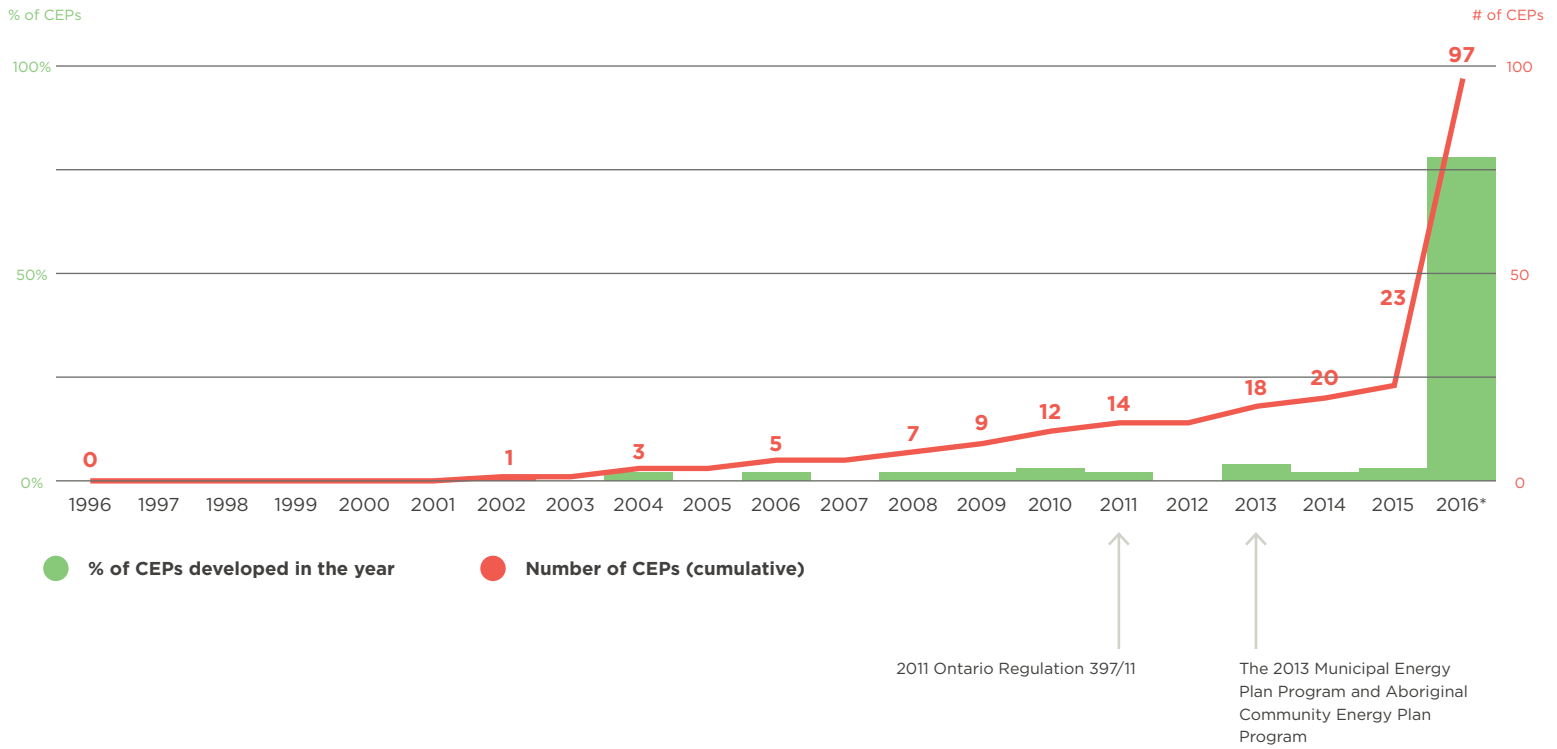
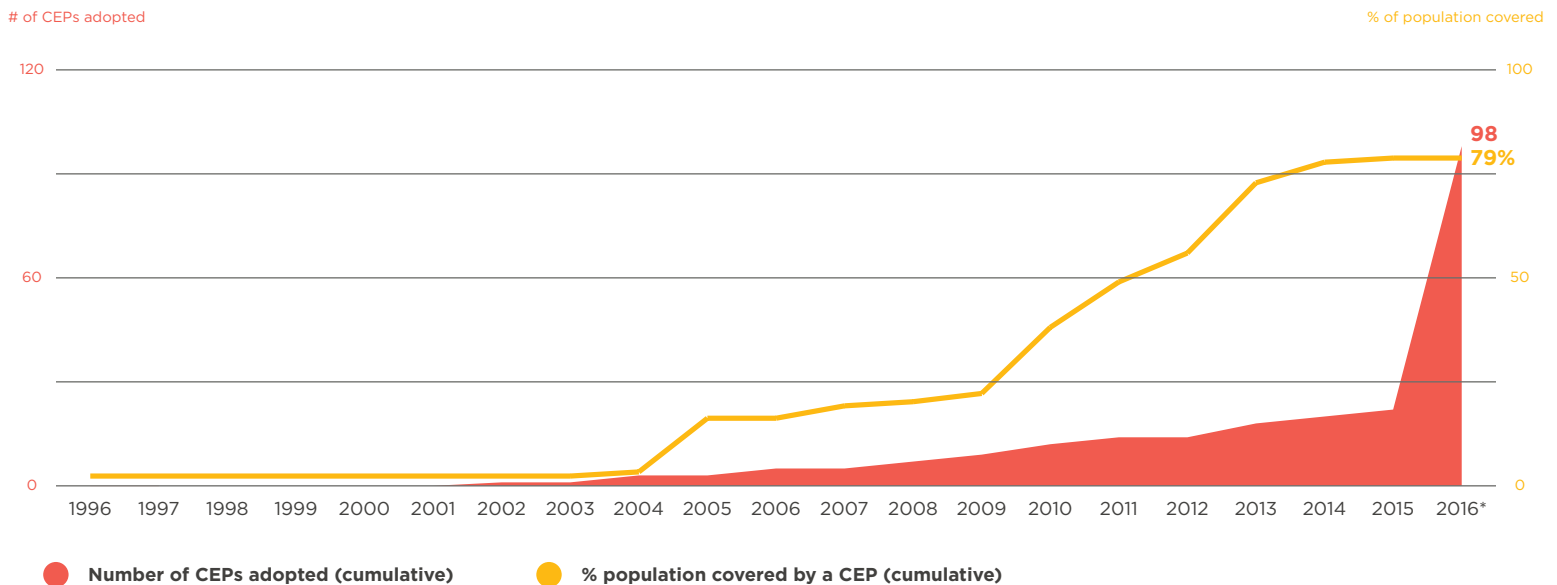


Figure 9 - The Increase in Population Covered by Community Energy Plans in Ontario



* 2016 CEPs are under development and not yet completed.

²⁰ This includes Municipal Energy Plans, Aboriginal Community Energy Plans, community-wide GHG Management Plans and community-wide Local Action Plans developed as part of the Federation of Canadian Municipalities Partners for Climate Protection Program.

²¹ Government of Ontario (2011). O. Reg. 397/11: Energy Conservation and Demand Management Plans. <https://www.ontario.ca/laws/regulation/r11397>
 Note: CDM Plans are not considered CEPs for the purpose of this study.

²² Ontario Ministry of Energy (2013). Ontario's Municipal Energy Plan Program. <http://www.energy.gov.on.ca/en/municipal-energy/> and IESO (2013). Aboriginal Community Energy Plan Program. <http://aboriginalenergy.ca/aboriginal-community-energy-plans>

2.3 Northwest Territories

In the Northwest Territories, 33 communities, representing 100 percent of the population, have a CEP.

CEP development grew from 5 communities to 33 communities within one year following the 2010 Federal Gas Tax Agreement between the Government of Canada and the Government of the Northwest Territories. In this agreement, all communities in the Northwest Territories were required to complete a CEP in order to access gas tax funding. In response, the 28 communities that did not yet have a CEP developed a plan that made reference to and identified community energy goals. Some CEPs include energy conservation and emissions reduction targets and all of the CEPs contain varying actions depending on the infrastructure, financial and human resource capacity within the community.

- **2010 Federal Gas Tax Agreement** with the Northwest Territories, Government of Northwest Territories Municipal and Community Affairs: Requires all communities in the Northwest Territories to develop a CEP as part of the Integrated Community Sustainability Plan (ICSP) process in order to access Federal Gas Tax funding.²³

Figure 10 illustrates the rate of CEP development in communities across the Northwest Territories following the introduction of the Gas Tax Agreement in 2010. Figure 11 illustrates the percentage of the population covered by a CEP in the Northwest Territories.

Figure 10 - The Impact of Policies Supporting Community Energy Plan Development in the Northwest Territories

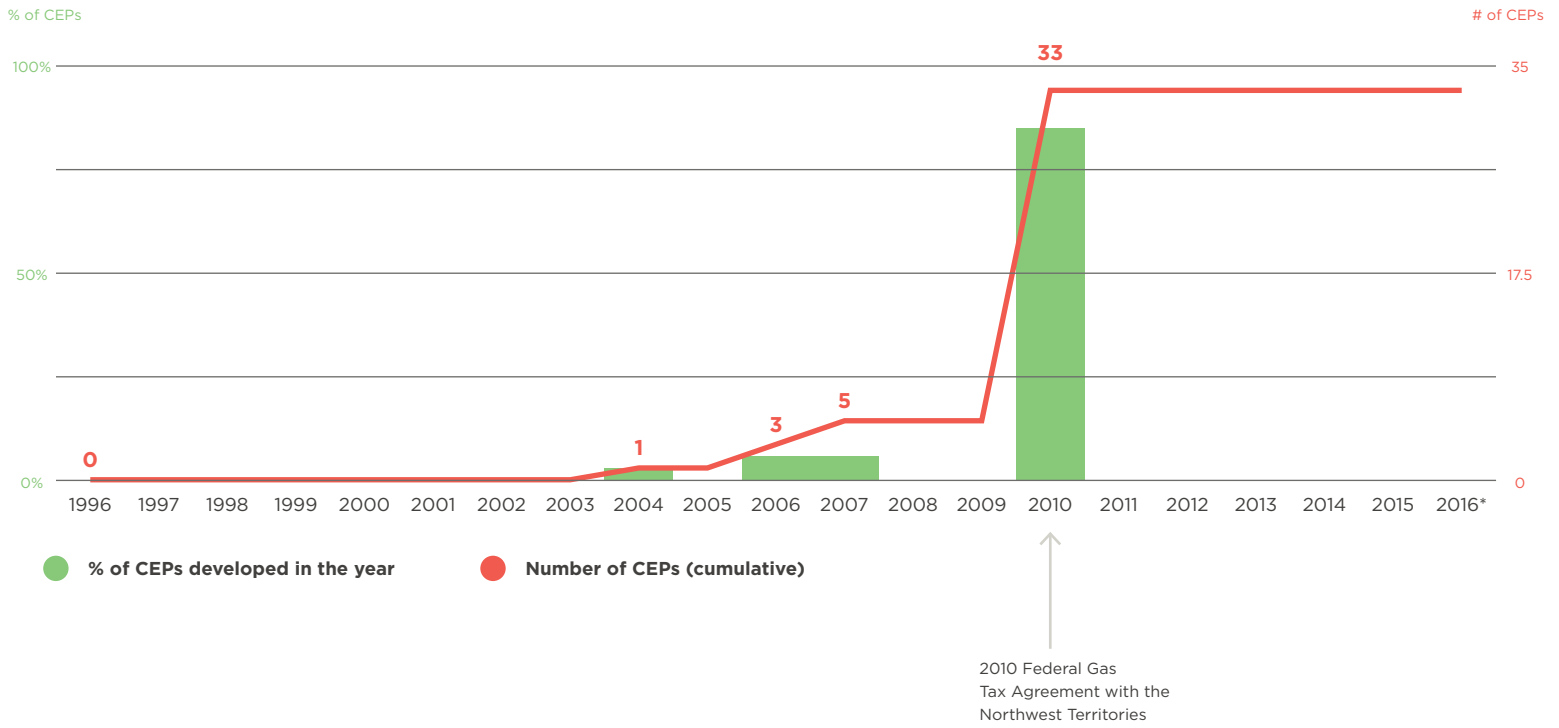
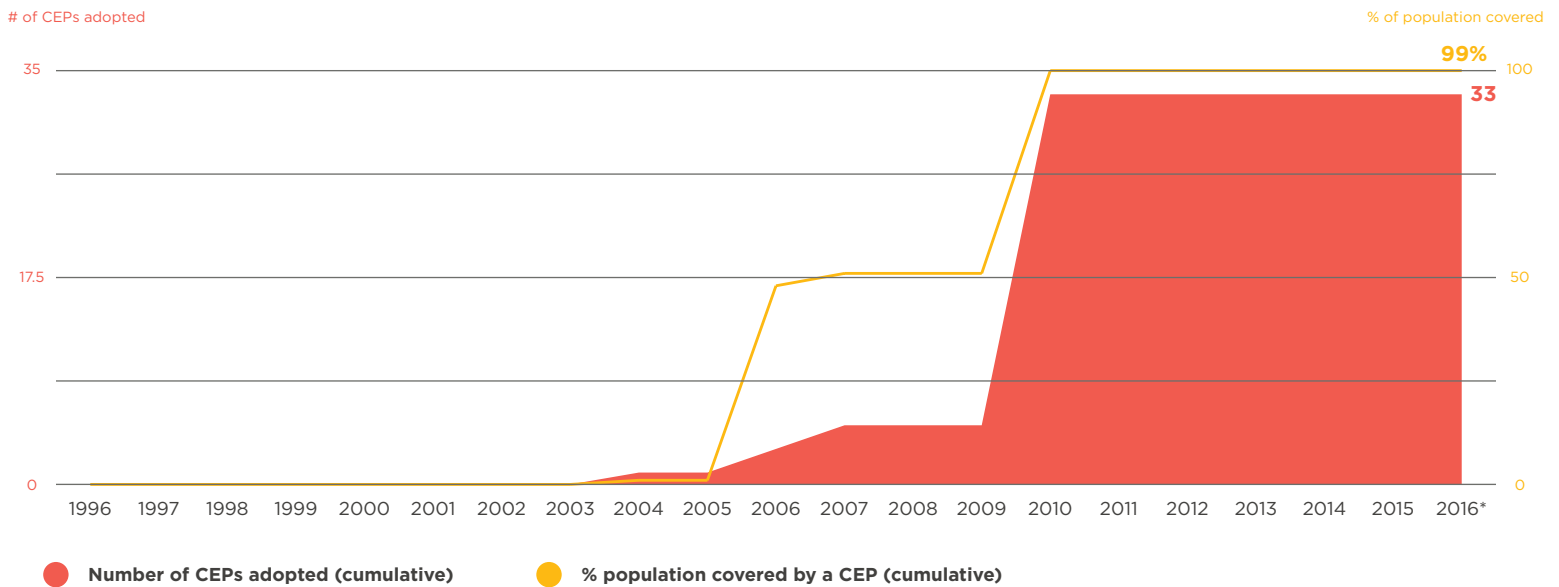


Figure 11 - The Increase in Population Covered by Community Energy Plans in the Northwest Territories



²³ Infrastructure Canada (2010). Administrative Agreement on the Federal Gas Tax Fund. <http://www.infrastructure.gc.ca/prog/agreements-ententes/gtf-fte/2014-nt-eng.html>

Conclusion

A Review of Policy Pathways to Accelerate CEP Development across Canada

While many provinces and territories across Canada have policies supporting CEP development, The Province of British Columbia, the Province Ontario and the Northwest Territories have experienced the greatest rates of CEP development at the local level. In general, all three required communities to identify energy conservation and GHG reduction targets, actions to achieve targets and to develop CEPs. All three also introduced funding to enable the development of CEPs. Table 2 summarizes the policy approaches and outcomes in these three jurisdictions.

Table 2 - Provincial and Territorial Policy Approaches for Encouraging CEP Development

Jurisdiction	British Columbia	Ontario	Northwest Territories
Policy Approaches	<ul style="list-style-type: none"> · Provide community-wide energy and emissions inventories · Require energy and GHG emissions reduction targets and actions to achieve targets · Support/enable voluntary commitment to climate action · Support/enable in the form of carbon tax rebates 	<ul style="list-style-type: none"> · Require corporate energy inventories and energy and GHG reduction targets and actions to achieve targets · Support/enable through financial incentives for CEP development 	<ul style="list-style-type: none"> · Require CEP development to access funding
Policy Objectives Related to CEP Development	<ul style="list-style-type: none"> · Energy and GHG emissions reductions · Economic development and diversification · Innovation and clean-technology development 	<ul style="list-style-type: none"> · Energy and GHG emissions reductions · Improved integration of energy planning at the local level · Innovation and clean-technology development 	<ul style="list-style-type: none"> · Energy and GHG emissions reductions · Alternative energy resource development · Local energy affordability, security and resilience
Outcomes	<ul style="list-style-type: none"> · 121 CEPs · 79% population covered by a CEP · 63% of communities have a CEP 	<ul style="list-style-type: none"> · 23 CEPs · 64% population covered by a CEP · 5% of communities have a CEP 	<ul style="list-style-type: none"> · 33 CEPs · 100% population covered by a CEP · 100% of communities have a CEP

The experience in British Columbia, Ontario and the Northwest Territories affirms that provincial and territorial policymakers wishing to drive higher rates of CEP development may introduce a policy or a suite of policies that remove barriers, as well as enable, require, and provide elements for CEP development. The range of policy approaches is listed in Figure 12.

Figure 12 – Policy Approaches to Encourage CEP Development

Low Impact Policies		High Impact Policies		
Talk and Hope	Encourage	Support / Enable	Require	Provide
Increase awareness (e.g. media releases) without enabling policies and mechanisms	Adjust policies that prevent / discourage CEP development and introduce policies that encourage CEP development	Support CEP development through incentives or enabling policies	Mandate energy conservation and GHG emission targets and actions in local plans and policies	Provide communities with components of the plan (e.g. energy and GHG data/inventories etc.)
Province of British Columbia ²⁴	<ul style="list-style-type: none"> Local Government Climate Action Charter 	<ul style="list-style-type: none"> CARIP Program Infrastructure Planning Grant 	<ul style="list-style-type: none"> Green Communities Act 	<ul style="list-style-type: none"> CEEI Inventory
Province of Ontario ²⁵		<ul style="list-style-type: none"> MEP Program Aboriginal CEP Program 	<ul style="list-style-type: none"> Ontario Regulation 397/11 	
Northwest Territories ²⁶			<ul style="list-style-type: none"> Federal Gas Tax Agreement CEP requirement to access funding 	

The high rate of CEP development following the introduction of policies in British Columbia, Ontario and the Northwest Territories confirms the effectiveness of requiring local governments to establish energy and GHG targets and develop CEPs to achieve these targets as well as providing financial support to develop CEPs. In the case of British Columbia, CEP development has been further accelerated by providing communities with community energy and GHG inventories.

²⁴ Refer to Page 18 for complete policy descriptions.

²⁵ Refer to Page 20 for complete policy descriptions.

²⁶ Refer to Page 22 for complete policy descriptions.

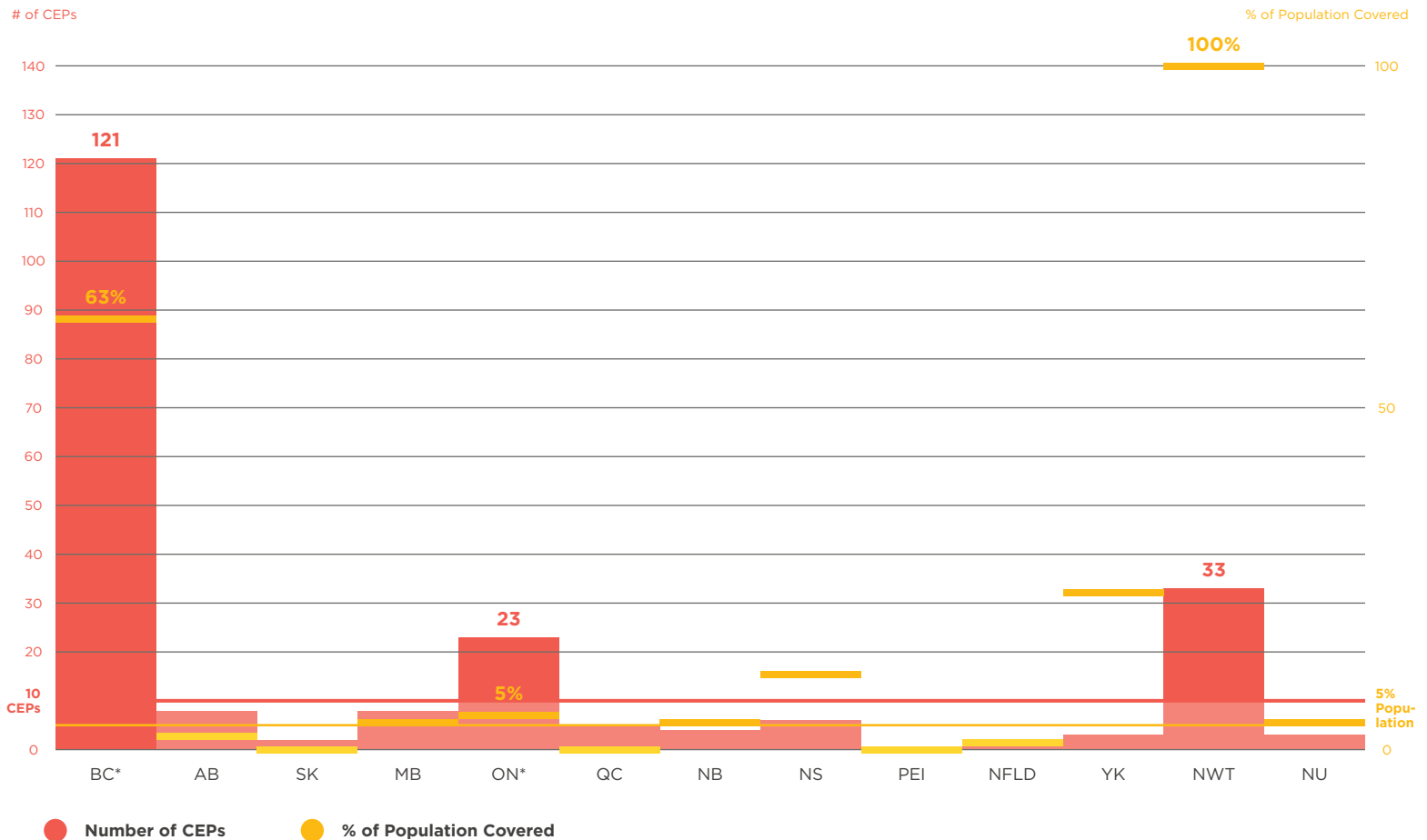
Overview of Provinces and Territories Reviewed for the Study

The analysis focused on provinces and territories which met the following criteria:

- 1) Greater than 50 percent of the population is covered by a CEP,
- 2) 10 or more CEPs are in place, and
- 3) At least 5 percent of the communities in the province/territory have a CEP.

The selected sample is illustrated in Figures 13.

Figure 13 - Number of CEPs in each Province and Territory and % Communities Covered by a CEP

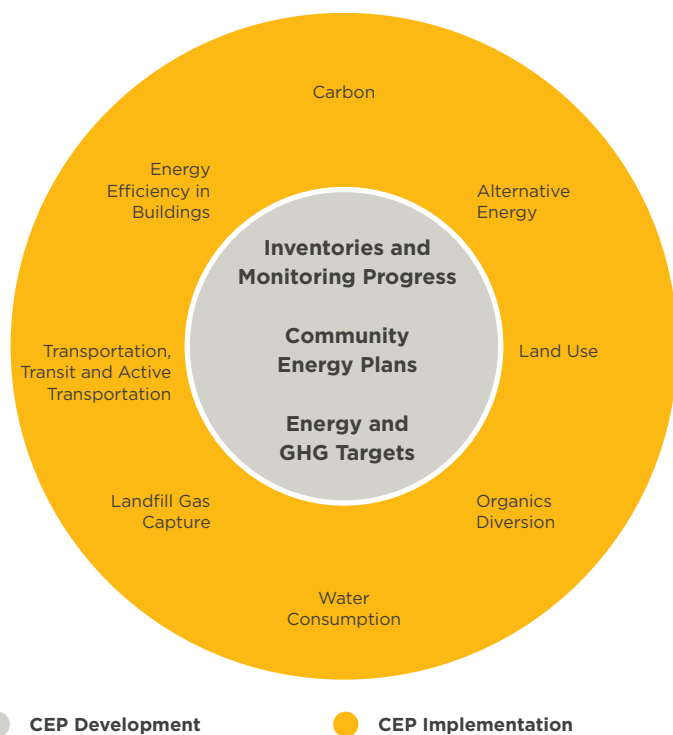


* Represents jurisdictions reviewed in this report.

Topics for Further Research

There is an opportunity to conduct further research to analyze the effectiveness of policies supporting CEP development and implementation. Figure 14 illustrates the range of policy approaches to support CEP development and implementation for provincial and territorial governments.

Figure 14 – Policy Approaches for Supporting CEP Development and Implementation



Further possible topics for research focused on the role of provincial/territorial governments and the Federal Government include:

- Analyzing the effectiveness of policies supporting CEP development and implementation in First Nations communities
- Analyzing the effectiveness of policies supporting CEP implementation, including policies or programs:
 - Encouraging or requiring energy efficiency standards in buildings
 - Encouraging or requiring transportation measures and/or improved integration between transportation and land use, including transit, active transportation and low carbon vehicles
 - Encouraging or requiring alternative energy solutions, including renewable energy, district energy or combined heat and power
 - Organic diversion and landfill gas capture
- Analyzing the effectiveness of policies supporting a broader energy transition at the local level, including:
 - Carbon pricing
 - Provincial/territorial energy and GHG emissions reduction targets
 - A provincial/territorial climate action plan
- Determining approaches for measuring the GHG impact of policies supporting CEP implementation



Get engaged in the GTI initiative by visiting
www.gettingtoimplementation.ca